

553596-1 ✓ ACTIVE

CHAMP | CHAMP Docking Connectors

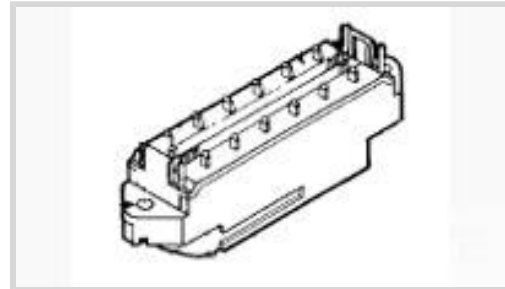
TE Internal #: 553596-1

IDC D-Sub Connectors, Plug, 30 – 26 AWG Solid Wire Size, .05 – .13 mm² Solid Wire Size, 28 AWG Stranded Wire, CHAMP Docking Connectors

[View on TE.com >](#)



Connectors > D-Shaped Connectors > D-Sub Connectors > IDC D-Sub Connectors > IDC D-Sub: Plug Assembly, Signal, Cable to Cable, 2.16 mm



Connector & Housing Type: **Plug**

Solid Wire Size: **.05 – .13 mm²**

Stranded Wire Size: **.08 mm²**

[All IDC D-Sub: Plug Assembly, Signal, Cable to Cable, 2.16 mm \(26\)](#)

Features

Product Type Features

Connector Classification	IDC
Profile	Low
Product Category	Connectors
Connector & Housing Type	Plug
Connector System	Cable-to-Cable
Connector Product Type	Connector Assembly
Sealable	No
Connector & Contact Terminates To	Wire & Cable

Configuration Features

Number of Positions	14
Number of Rows	2
Compatible With Wire & Cable Type	Discrete Wire, Ribbon Cable

Body Features

Color	Black
Ribbon Cable Centerline Spacing	1.27 mm[.05 in]
Cover Material	Thermoplastic

Contact Features

	30 μin
--	--------



Contact Mating Area Plating Material	Gold Flash, Gold Flash over Palladium Nickel
--------------------------------------	--

Contact Underplating Material	Nickel, Palladium Nickel
-------------------------------	--------------------------

PCB Contact Termination Area Plating Material	Gold Flash
---	------------

Contact Base Material	Phosphor Bronze
-----------------------	-----------------

Contact Current Rating (Max)	1 A
------------------------------	-----

Mechanical Attachment

Flange Thickness	Thick
------------------	-------

Mating Connector Lock	With
-----------------------	------

Mating Connector Lock Type	Screwlocks
----------------------------	------------

Panel Mount Feature	Without
---------------------	---------

Connector Mounting Type	Cable Mount (Free-Hanging)
-------------------------	----------------------------

Housing Features

Housing Material	Thermoplastic
------------------	---------------

Centerline (Pitch)	2.16 mm [.085 in]
--------------------	-------------------

Dimensions

Solid Wire Size	.05 – .13 mm ²
-----------------	---------------------------

Stranded Wire Size	.08 mm ²
--------------------	---------------------

Wire Size	30 – 26 AWG
-----------	-------------

Usage Conditions

Operating Temperature Range	-40 – 75 °C [-40 – 167 °F]
-----------------------------	----------------------------

Operation/Application

Shielded	No
----------	----

Circuit Application	Signal
---------------------	--------

Packaging Features

Packaging Method	Box & Tray, Package
------------------	---------------------

Packaging Quantity	100
--------------------	-----

Product Compliance

For compliance documentation, visit the product page on [TE.com](https://www.te.com)>

EU RoHS Directive 2011/65/EU	Compliant
------------------------------	-----------

EU ELV Directive 2000/53/EC	Compliant
-----------------------------	-----------



China RoHS 2 Directive MIIT Order No 32, 2016	No Restricted Materials Above Threshold
EU REACH Regulation (EC) No. 1907/2006	Current ECHA Candidate List: JUNE 2022 (224) Candidate List Declared Against: JUNE 2022 (224) Does not contain REACH SVHC
Halogen Content	Not Low Halogen - contains Br or Cl > 900 ppm.
Solder Process Capability	Not applicable for solder process capability

Product Compliance Disclaimer

This information is provided based on reasonable inquiry of our suppliers and represents our current actual knowledge based on the information they provided. This information is subject to change. The part numbers that TE has identified as EU RoHS compliant have a maximum concentration of 0.1% by weight in homogenous materials for lead, hexavalent chromium, mercury, PBB, PBDE, DBP, BBP, DEHP, DIBP, and 0.01% for cadmium, or qualify for an exemption to these limits as defined in the Annexes of Directive 2011/65/EU (RoHS2). Finished electrical and electronic equipment products will be CE marked as required by Directive 2011/65/EU. Components may not be CE marked. Additionally, the part numbers that TE has identified as EU ELV compliant have a maximum concentration of 0.1% by weight in homogenous materials for lead, hexavalent chromium, and mercury, and 0.01% for cadmium, or qualify for an exemption to these limits as defined in the Annexes of Directive 2000/53/EC (ELV). Regarding the REACH Regulation, the information TE provides on SVHC in articles for this part number is based on the latest European Chemicals Agency (ECHA) 'Guidance on requirements for substances in articles' posted at this URL: <https://echa.europa.eu/guidance-documents/guidance-on-reach>

Compatible Parts




TE Part # 553597-1
RECPT ASSY, 14 POSN, SCR LK, L PF


Also in the Series | CHAMP Docking Connectors



D-Sub Covers(28)



D-Sub Locking & Mounting(29)



Docking Connector Guide Hardware(5)



Docking Connectors(31)



IDC D-Sub Connectors(79)



PCB D-Sub Connectors(1)

Documents

Product Drawings

[PLUG ASSY,14 POSN,SCR LK,L PF](#)

English

CAD Files

[3D PDF](#)

English

Customer View Model

[ENG_CVM_553596-1_F.2d_dxf.zip](#)

English

Customer View Model

[ENG_CVM_553596-1_F.3d_igs.zip](#)

English

Customer View Model

[ENG_CVM_553596-1_F.3d_stp.zip](#)

English

By downloading the CAD file I accept and agree to the [Terms and Conditions](#) of use.

Product Specifications

[Application Specification](#)

English

[CHAMP Latch Low Profile Connectors For Ribbon Cable](#)

English

Agency Approvals

[CSA Certificate](#)

English